

WORKBOOK

もくじ

Recognition of Letters and Sounds アルファベット

Colors いろ

Shapes かたち

Numbers すうじ

Toys おもちゃ

Fruit くだもの

Vegetables やさい

Food and Drinks たべもの

Animals どうぶつ



Unit 1: Lesson 1 Recognition of Letters and Sounds アルファベット

ト



Aa

Bb


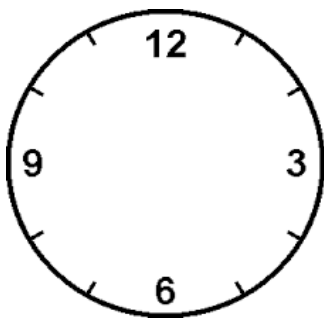


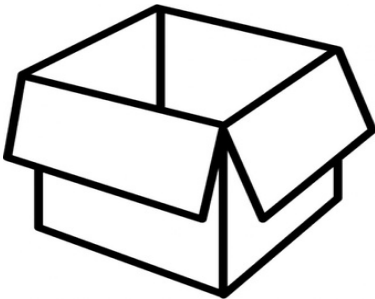


Cc

Dd




A. Color the pictures **RED** if they start with letter A, **BLUE** if they start with letter B, **GREEN** if they start with letter C and **ORANGE** if they start with letter D.

A ではじまるものは赤く、B ではじまるものは青く、C ではじまるものは緑、D ではじまるものはオレンジ色にぬりましょう。






B. Write the first letter of each picture. さいしょのアルファベットは何か？



___ rrow



___ us




___ arrot



___ eer



___ up



___ lligator



___ oat



___ onut



C. Write *b* or *v* for the beginning sound of each word.

ბ or ვ, 正しいかしらもじはどっち?





Recognition of Letters and Sounds アルファベット



Ee

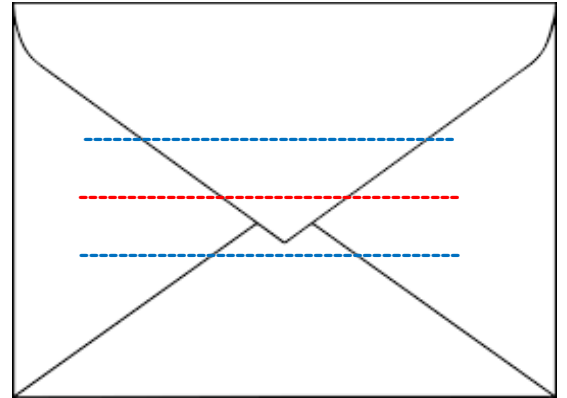
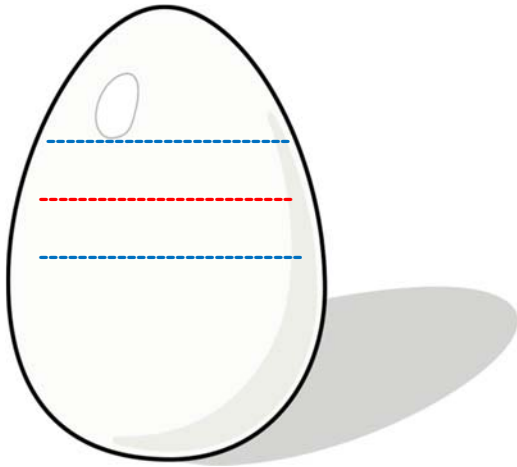
Ff

Gg


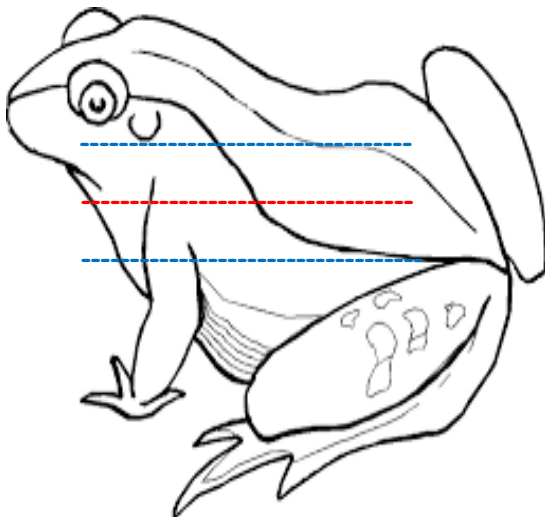
Hh



A. Write Ee inside each picture. 大文字の e と小文字の E をかこう

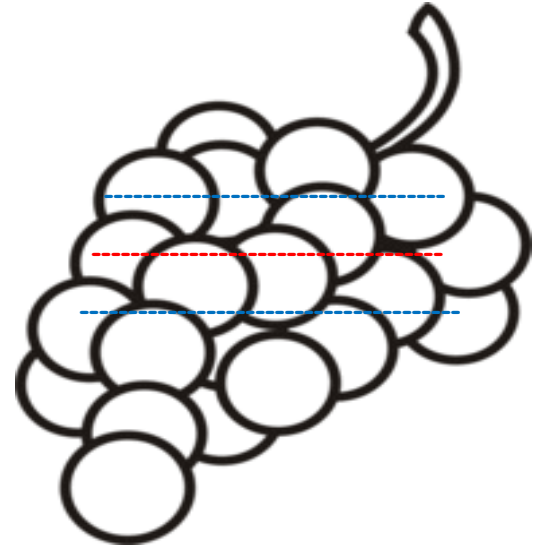



A. Write Ff inside each picture. 大文字の F と小文字の f をかこう

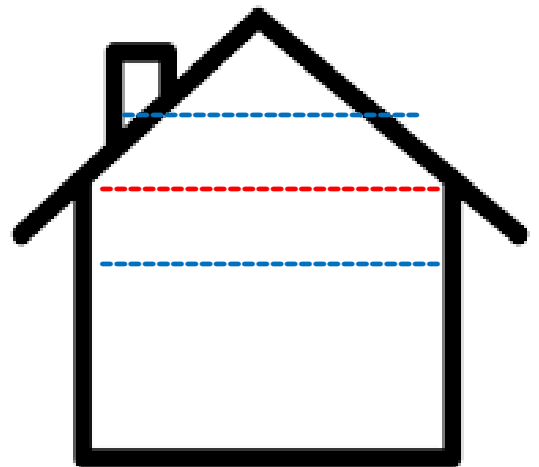
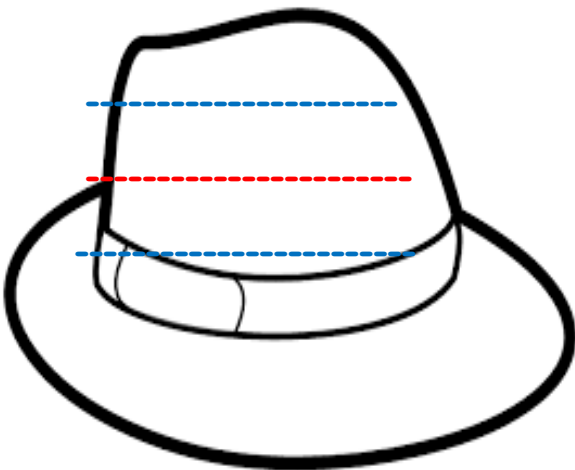




B. Write Gg inside each picture. 大文字の G と小文字の g をかこう



C. Write Hh inside each picture. 大文字の H と小文字の h をかこう





D. Encircle the word that names each picture. 正しいのはどっち?

1.



gold

gift

2.



tag

got

3.



bug

bag

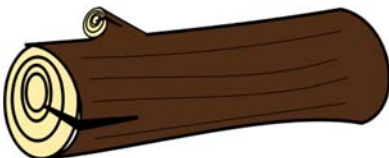
4.



wig

wag

5.





leg

log



E. Match the pictures below with their names in the box. ボックスの中から正しい答えをえらんで書いてみよう

hose horn hen hammer hut hippo





Recognition of Letters and Sounds アルファベット



li

Jj

Kk

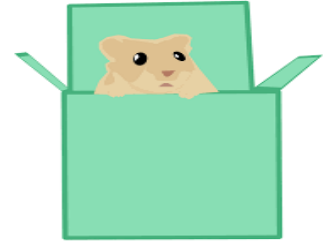
Ll



A. Write the missing letter. さいしょに来る文字はなにかな？



___nk



___nside



f___re



l___ps



___gloo



___nsect



B. Check the correct word for the picture. 正しいのはどっち?

1.



jim

jam

2.



jug

jog

3.



joggle

jungle

4.



jacket

jumper

5.



jar

jack




C. Say the name of each picture. Write big **K** if the /k/ sound is at the beginning.

Write small **k** if the /k/ sound is at the end. *さいしょに/k/の音が出るものに大文字の K、さいごに/k/の音が出るものに小文字の k をかきましょう。*

----- 1.



----- 2.



----- 3.



----- 4.



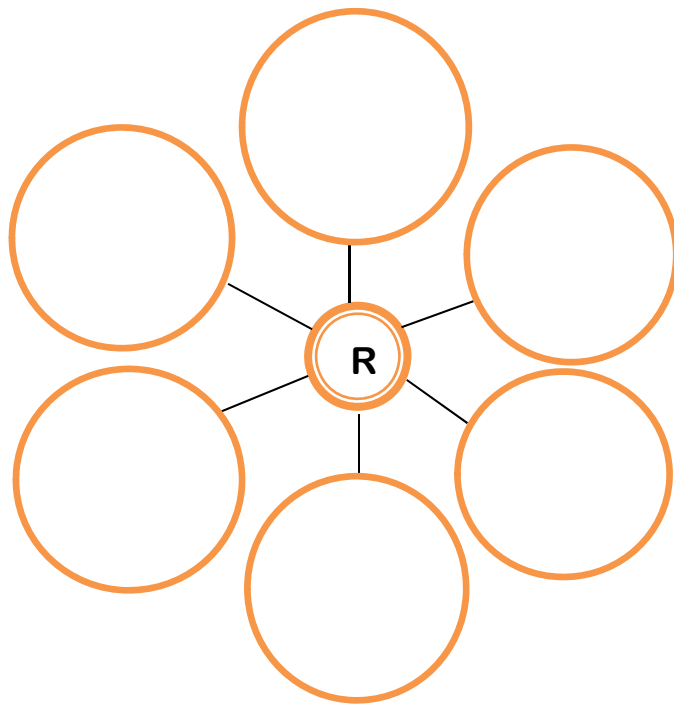
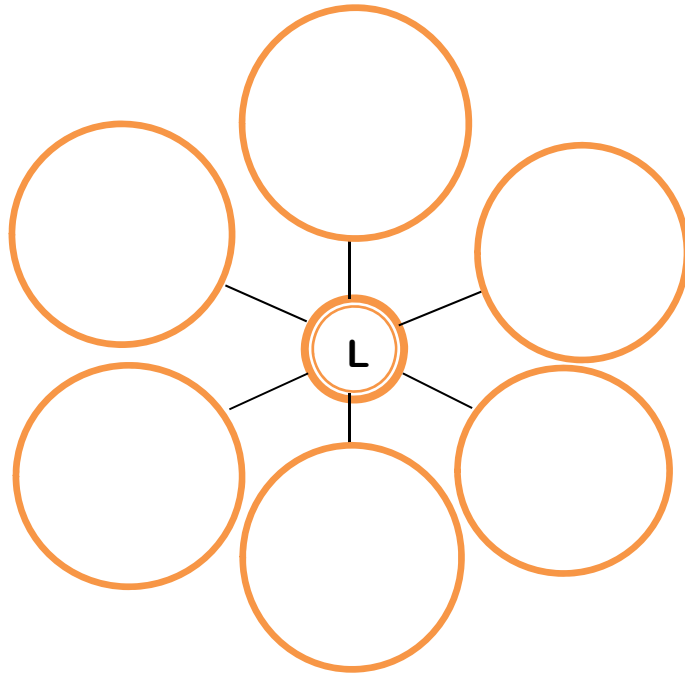
----- 5.





D. Write words that begin with the letter **L** and **R**.

Lではじまる言葉を6つ、Rではじまる言葉を6つ考えてみよう。





Recognition of Letters and Sounds アルファベット



Mm

Nn



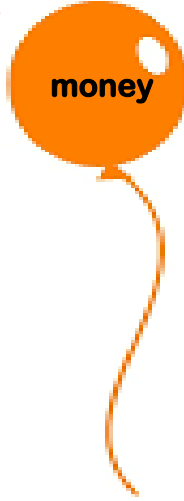


Oo

Pp



A. Look at the words in the balloons. Copy the words that match with the pictures.


どのバルーンに正しいこたえがかいてある？



1.



2.



3.



4.



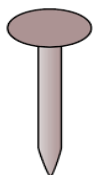
5.





B. Tell me where you hear the sound /n/ (at the beginning or at the end).

ことばのはじめと終わり、どっちに/n/の音があるかな？



nail



can



pan




nape



ten



nose



needle



button



nest



sun



C. Group the words according to the position of letter **o**. Post your answers in the chart.

O の文字は言葉のはじめ、中、おわりのどこにあるかな？表の中にかきこんでみよう。

Beginning		Middle	Final
<i>Ex.</i>	<i>ox</i>	<i>mop</i>	<i>mango</i>


Words with **Oo**.

- | | | | |
|--------|---------|---------|---------|
| cop | oval | pot | cello |
| okra | zero | onion | avocado |
| hot | ostrich | dot | potato |
| orange | mole | float | oats |
| cot | tomato | octopus | post |



D. What is this? Write the names of the pictures below that start with letter **P**.


これらはみんな P の文字ではじまるよ。なにかな？















Recognition of Letters and Sounds アルファベット



Qq

Rr

Ss

Tt



A. Copy the words twice. 同じ言葉を 2 回ずつ書いてみよう。

1. [queen]

2. [quilt]

3. [quarter]


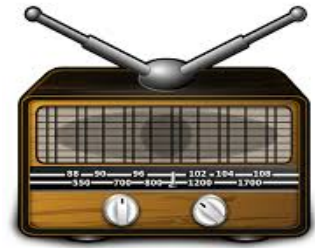
4. [quack]

5. [quake]

6. [question]



B. ENCIRCLE the picture whose /r/ sound is at the beginning of the word. BOX the picture whose /r/ sound is at the end of the word. /r/の音で始まるものを丸でかこんで、/r/の音で終わるものをしかくでかこんでね。





C. Say the name of each picture. Check the first box if the picture's name begins with /s/ sound. Check the second box if the /s/ sound is at the end. /s/の音で始まるものには1つ目のボックスにチェックをいれて、/s/の音でおわるものには2つ目のボックスにチェックをいれてね。















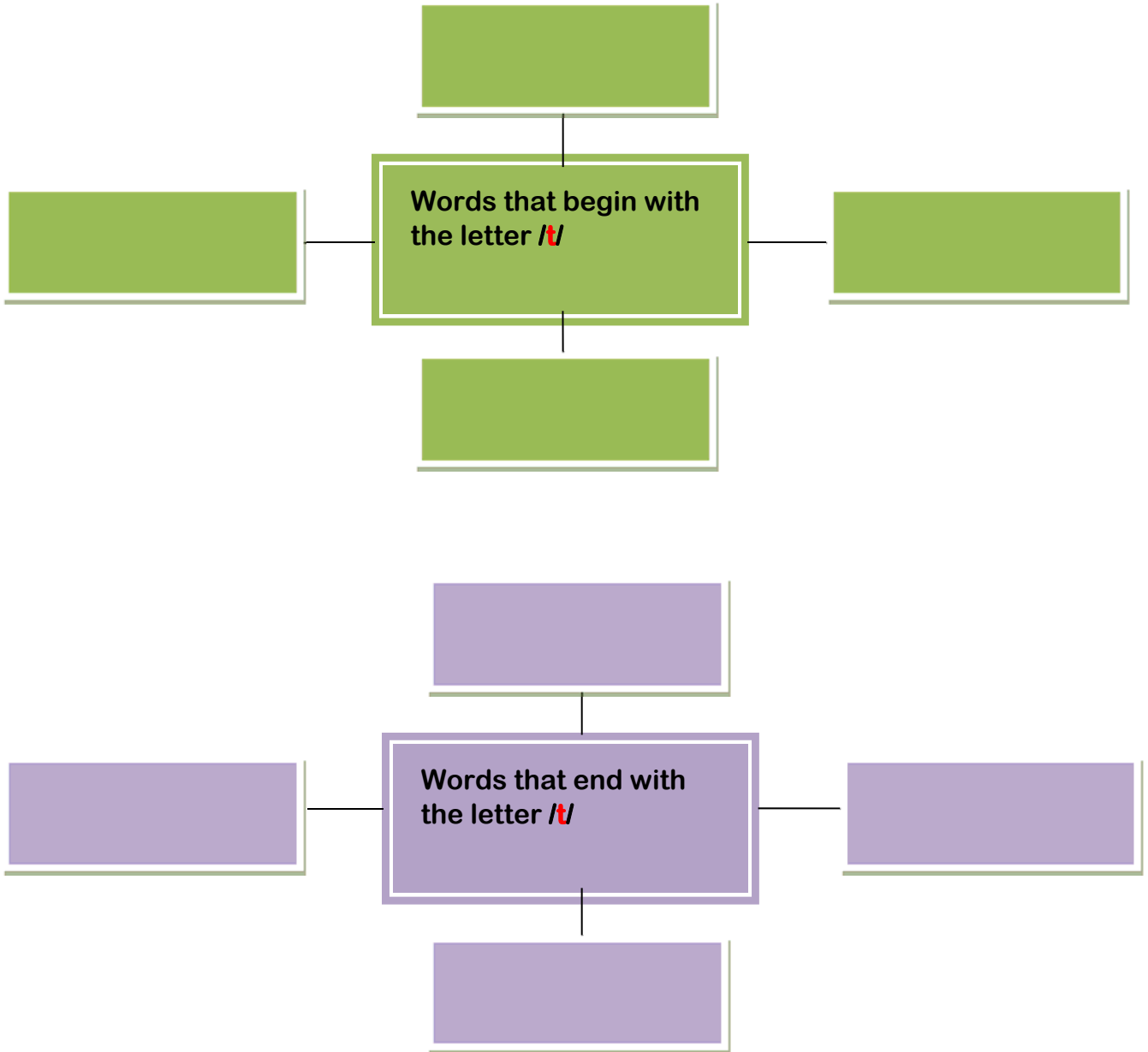








D. Write words that begin with the letter /t/ in the green boxes and words that end in the letter /t/ in the purple boxes. /t/の音ではじまる言葉を緑色のボックスに、/t/の音で終わる言葉をむらさきいろのボックスに書いてみよう。





Recognition of Letters and Sounds アルファベット



Uu

Vv

Ww

Xx



A. Copy the words twice. 同じ言葉を 2 回かいてみよう。

1. [under]

2. [upper]

3. [undo]


4. [umbrella]

5. [urban]

6. [understand]




B. Look at each picture. Color the picture **BLUE** if its name begins with /b/ and **PINK** if its name begins with /v/. **b**で始まるものは青く、**v**で始まるものはピンクにぬってね






C. Check the correct word for the picture. *どれが正しい答えかな？*



sow

cow

bow



watch

water

worm



well

low


web



law

saw

jaw




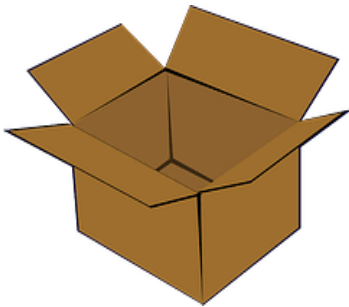

dew

web

well



D. Box the pictures that end with the letter /x/ using your GREEN crayon. xで終わるものを緑のクレヨンでかこってみよう!





Recognition of Letters and Sounds アルファベット


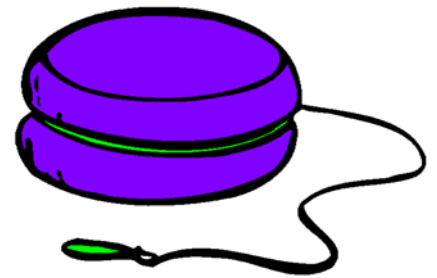






Yy

Zz



- A. Encircle the pictures with your **ORANGE** crayon if you hear the sound of /y/ at the beginning of the word. Box the ones with your **PURPLE** crayon if you hear the sound of /y/ at the end of the word. /y/の音で始まるものをオレンジのクレヨンで○でかこって、/y/の音でおわるものをむらさきいろのクレヨンで四角くかこってね。





B. Copy the words twice. 同じ言葉を 2 回かいてみよう。

1. [zoo]

2. [zero]

3. [zebra]

4. [zigzag]

5. [zipper]

6. [zombie]



Unit 2: Lesson 1 Colors いろ

A. Identify the colors. あてはまりそうな色を英語で書いてみよう。

The Rainbow



R _____ O _____ Y _____ G _____ B _____ V _____

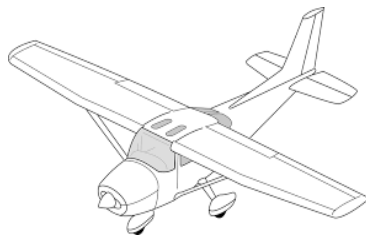

Color it! 書いてあるじゅんばん通りに、にじいろをぬってみよう。



Red Orange Yellow Green Blue Violet



B. Color the pictures however you like. **好きな色でぬってみよう。**






C. Color the pictures accordingly. *好きな色でぬってみよう。*




Traffic Light




Tree



Tiger




Apple




Sun



Carrot



Elephant






Leaf



Eggplant



D. Encircle the correct color and use it to color the picture. 正しい色はどれかな?
色を○でかこんでね。





Unit 2: Lesson 2 Shapes かたち

A. Read, write and draw. かたちの名前を読んで、えいごで書いて、絵をかいてみよう。

Read

Write


Draw

Star	<hr/>	<hr/>
Diamond	<hr/>	<hr/>
Heart	<hr/>	<hr/>
Rectangle	<hr/>	<hr/>
Square	<hr/>	<hr/>
Triangle	<hr/>	<hr/>
Circle	<hr/>	<hr/>



B. What shapes can you see in the pictures?

どんなかたちがみえるかな？





C. Connect the shapes. 同じかたちを線でつなげてみよう。



Pillow



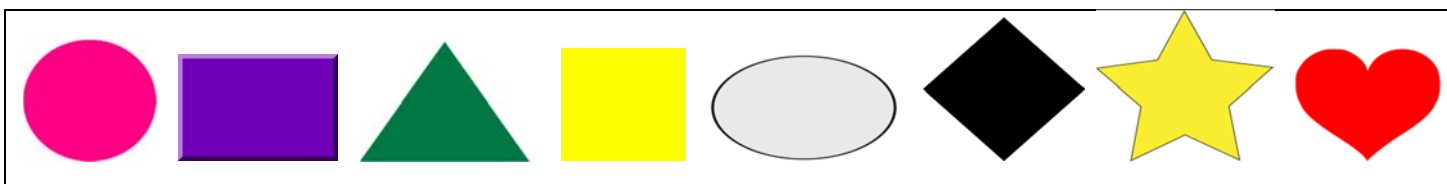
Box



Balloon



Gift



Lantern



Road Sign



Alarm Clock

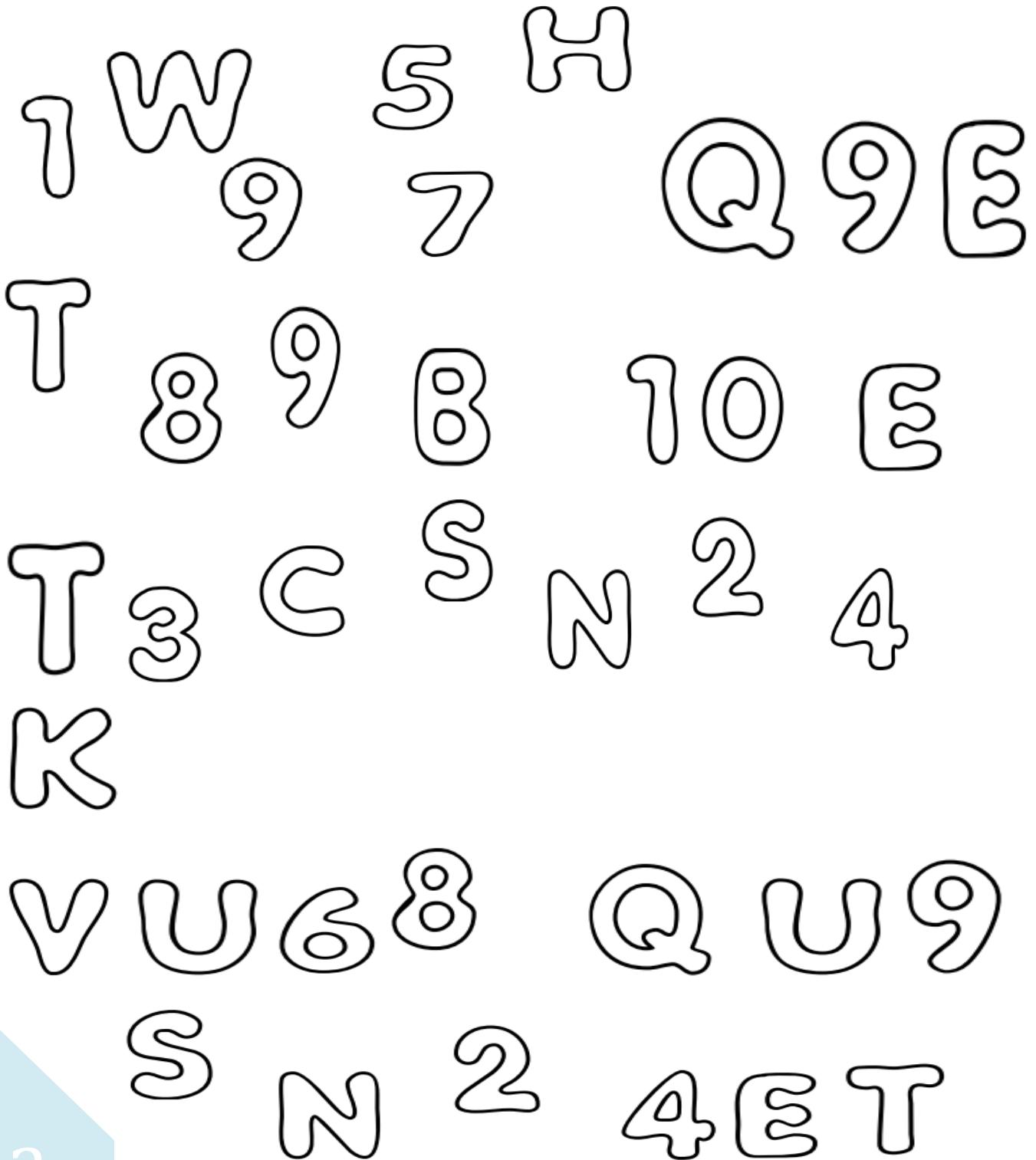


Watermelon



Unit 2: Lesson 3 Numbers すうじ

A. Color the numbers. すうじだけ、いろをぬってみよう!





B. Draw a line from the number to the number word.

同じすうじともじを線でつなげてみよう。


1	eight
2	six
3	ten
4	five
5	nine
6	one
7	four
8	two
9	seven
10	three

Write your age number as a number. _____

Write your age as a number word. _____






C. Count the items and write in the box. それぞれいくつあるかな? しかくに数字を書いてね。








D. Count. Write how many.
ね。

それぞれいくつあるかな？ つぎのページに数字を書いて







Unit 2: Lesson 4 Toys おもちゃ


A. Circle the toys for girls with your **PINK** crayon and underline the toys for boys with your **BLUE** crayon. And check with your **GREEN** crayon if the toy can be for both boys and girls. 女の子用のおもちゃはピンクの○でかこって、男の子用のおもちゃは青で下線を引いて、男の子も女の子もつかうおもちゃはみどりで✓を書いてね。



Barbie doll



Doll House



Robot



Rubik's Cube



Toy soldier



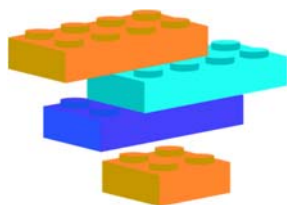
Teddy bear




Bucket and spade



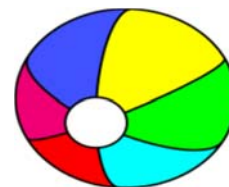
Toy Car



Lego



Toy Train



Ball



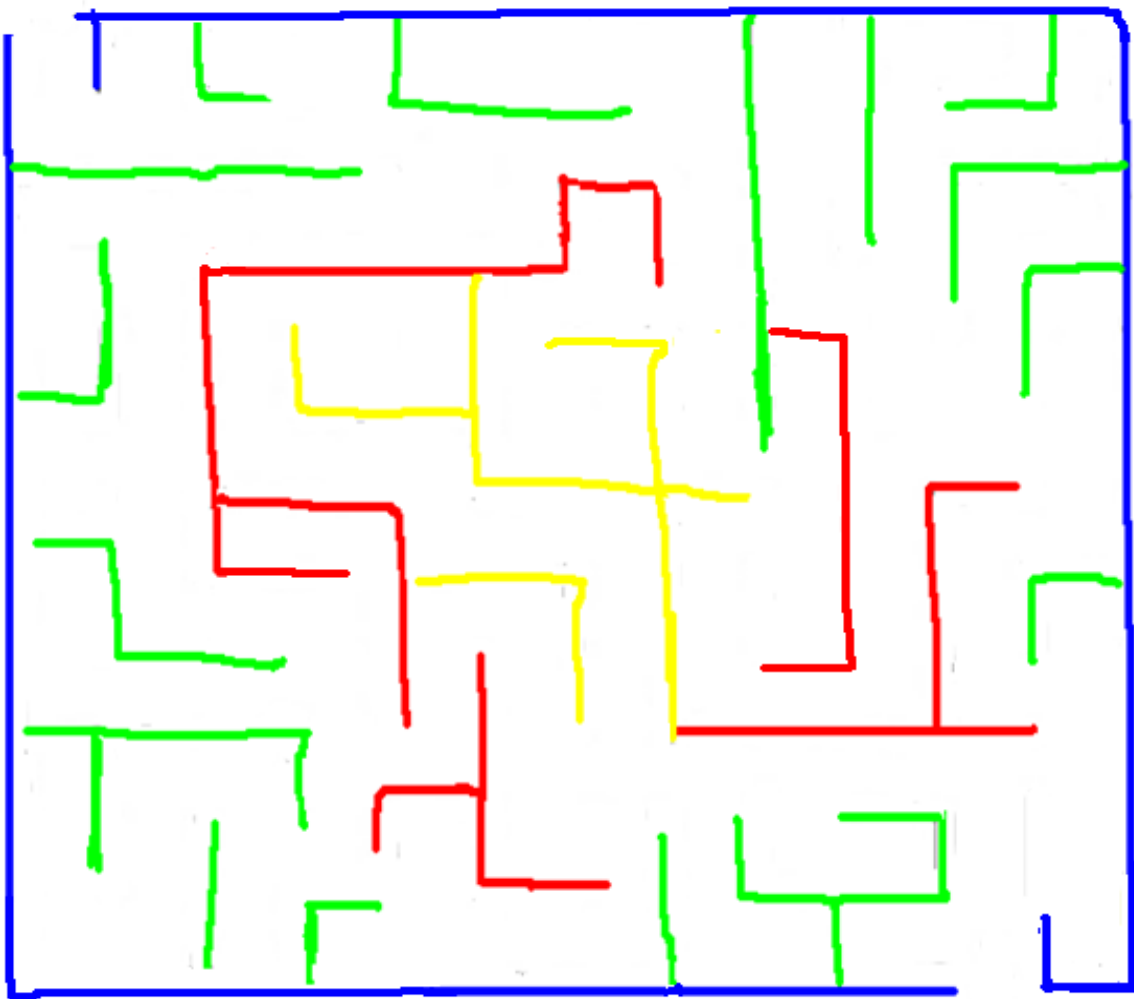
B. Let's play! Help Ken and Kyle find their way to their bicycles! Use pencil to draw the line and then color. (Use purple and orange crayon.) 二人がじてんしゃにたどり着けるように助けてあげよう! Ken にはむらさきいろ、Kyle にはオレンジ色のクレヨンで道を書いてね。



Ken






Kyle





C. Draw a toy for them. あかちゃん、女の子、男の子、それぞれどんなおもちゃが好きかな? 絵をかいてみよう。



Unit 2: Lesson 5 & 6 Fruit and Vegetables フルーツとやさい

A. Underline the correct name for each fruit. 正しい方に下線をひいてね。



pineapple

peach




pumpkin

orange




kiwi

apple




guava

watermelon




apple

cherry




mango

cauliflower



grapes

jackfruit



banana

raddish




pumpkin

cabbage



strawberry

atis



carrot

pear



B. Cross out the word that does not belong to the group. なかま外れはどれかな？

MANGO

KIWI

CARROT

PINEAPPLE

RADISH

STRAWBERRY

CABBAGE

PEA

ORANGE

CAULIFLOWER

CHERRY

GRAPE

TOMATO

CHERRY

KIWI

PUMPKIN

LETTUCE

APPLE

LETTUCE

EGGPLANT

MANGO

WATERMELON

BROCCOLI

POTATO

BANANA


PINEAPPLE

CUCUMBER




C. Draw the other half of the fruit and color it. フルーツの形を完成させて色をぬってね。

1.



Apple

2.



Strawberry

3.




Mango

4.



Pineapple

5.



Watermelon

6.



Orange



D. Answer the questions.



Tomato




Pumpkin



Radish



Cucumber



Eggplant



Carrot

1. Which vegetables can be eaten raw? 生で食べられるのはどれ?

2. Which vegetables have to be cooked? 生で食べられないのはどれ?

3. Which vegetables can be cooked and can also be eaten raw? 生のままでも、料理してもどちらでも食べられるのはどれ?



E. Group the vegetables according to their kind.

下のやさいはどちらに分けられるかな？名前と絵をかいてみよう。

tomato
pumpkin

cabbage
broccoli

lettuce
cauliflower

radish
cucumber

Fruit Vegetables フルーツやさい		Leaf Vegetables はっぱのやさい	
Name	Draw	Name	Draw
1. _____	_____	1. _____	_____
2. _____	_____	2. _____	_____
3. _____	_____	3. _____	_____
4. _____	_____	4. _____	_____



Unit 2: Lesson 7 Food and Drinks たべもの

A. Which food and drinks go together well? Connect the pictures. **どれとどれが合うかな?**

Example:



Milk



Juice



Cocoa



Sandwich



Bread

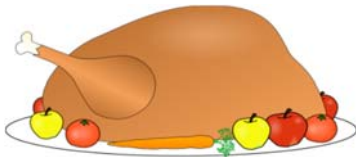


Cereal



B. Meal or Snack? Put a check (✓) if it is food for meal and (X) if it is food for snack.


食事なら(✓)、軽食なら(X)とかいてみよう。



Chicken



Sandwich



Fish



Fried Egg



Fruit shake



Cupcake



C. Draw your favorite food for breakfast, lunch and dinner. あなたの好きな朝ごはん、昼ご飯、夜ご飯を書いてね。




Breakfast

Lunch

Dinner



D. Circle in **GREEN** the healthy food. Underline in **RED** the unhealthy food. ヘルシーなものには緑で○してね。ヘルシーじゃないものには赤で下線をひいてね。








Unit 2: Lesson 8 Animals どうぶつ

A. Write the name of the animal in the place they belong. *それぞれのどうぶつを3つに分けてみよう。*







Zebra	Horse	Giraffe	Rabbit	Turtle	Snake
Deer	Dog	Fish	Seal	Penguin	Chicken
Owl	Cat	Lion	Shark	Pig	Rhinoceros
Bird	Elephant	Bear	Snake	Tiger	Whale
Frog	Monkey	Camel	Alligator		

<p>Farm Animals</p>  <hr/> <hr/> <hr/> <hr/> <hr/> <hr/> <hr/> <hr/> <hr/> <hr/> <hr/>	<p>Pet Animals</p> <hr/> <hr/> <hr/> <hr/> <hr/> <hr/> <hr/> <hr/> <hr/> <hr/> 	<p>Zoo Animals</p>  <hr/> <hr/> <hr/> <hr/> <hr/> <hr/> <hr/> <hr/> <hr/> <hr/>
--	---	---



B. Circle all the animals that you can see in this picture with your **ORANGE** crayon.

このなかのどうぶつをオレンジ色のクレヨンで○でかこってね。





C. Look at each picture of a farm animal and fill in the missing letters.

アルファベットを入れてどうぶつの名前を完成させてね。




h _ r s _



r _ _ s t _ r




g _ _ t




_ e _



_ i _



c _ _



d _ c _



s h _ _ p




D. Unscramble the letters and write the name of the animals on the blank. 文字を正しいじゅんばんに直してどうぶつの名前をかいてね。



l e c a m _____



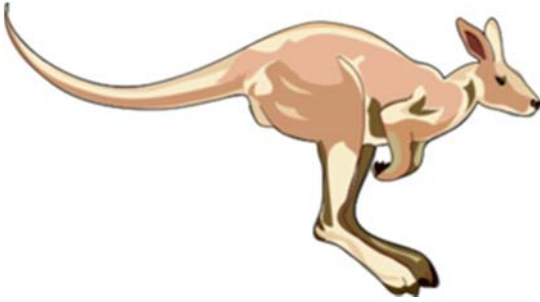
h a t h e e t c _____



f i r a f g e _____



i n o l _____




orokanga _____



konyem _____



barez _____



panetleh _____